

POWER LED WALL WASHER





Decrisption for High Power Wallwasher

--- Innovative Housing

Slim&compact design, delicate concise model design style, enables high anti-vibration performance and saves shipping cost. The sealed housing is corrosion resistant extrude aluminum profile with stainless steel screws, which brings the light to a perfect level of thermal management;

--- Optical lens chosen properly

The lighting system designed for LED is able to change a normal surface into the scenario. Via the high-efficiency PMMA lens, it ensures the brightness maintenance and projection effect as well as achieving uniform brightness level; And it can be used to illuminate the designed area such as hotels, pathways, entrances, steps or emphasize lines of architecture. The lens is coming with 15°, 30°, 45°, 60°.

By using super bright power LED, it casts light from a long distance up to 10 meters away for the highlight area;

--- Long Lifespan

All the led sources we purchase are from USA or Taiwan, very steady quality and low light attenuation, which ensure the lifetime up to 50,000 hours and come with 2 years warranty;

--- Designed with environmental responsibility in mind

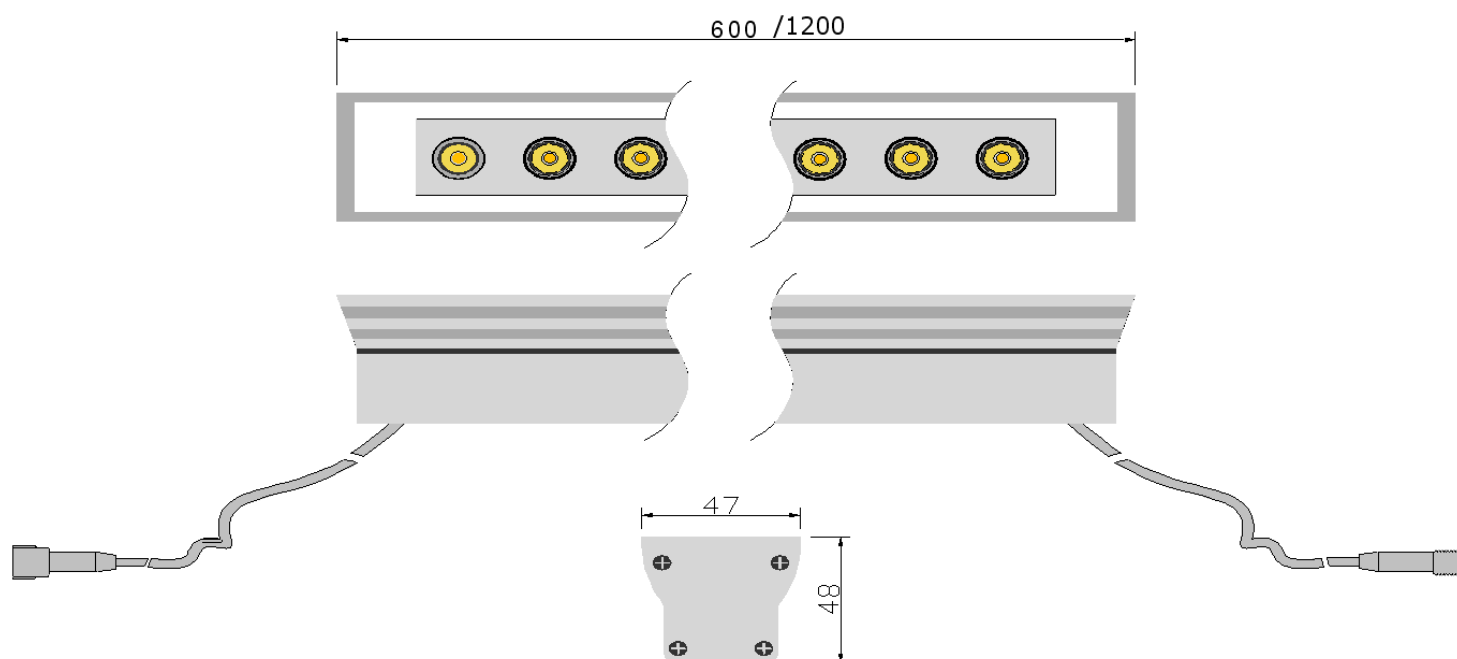
This environmentally responsible LED lighting system complies with RoHS standards and CE certification. It contains no lead, mercury or glass, so handling and disposal are less of a concern. With the range of CE, we have passed through EMC and LVD test, so you can apply the tube for your projects freely. In order to confirm the truth of our T8 compared with some faked certification in other suppliers here, here we offer you authorised certified company Shenzhen BST Technology Co., Ltd with its website: www.bst-lab.com. You only open the link and input our Certificate Number, then you will get all details from us.

--- Diversity

RGB series(Single RGB &RGB in one) & single color series are available. And for RGB version, it is compactble with our RGB controller (HK-CT4) & it is also friendly enough to work with user's own program if it is connected to a DMX controller; Lengths available with 600mm-1200mm, customs length available on request.

--- Recyclable






The wallwasher itself is designed with low working voltage 12VDC. Cause adapter is electornical expendable, it is more prone to damage compared with leds. So ours come with separated adapter instead of built-in adapter. In case the adapter goes wrong, just need to replace the faulty one.



Characteristics

Parameter	Symbol	Absolute Maximum Rating				Unit
		12W/T12RGB	18W/18RGB	24W	36W/36RGB	
Forward Current	IF	1400/4200	2100	2800	4200	mA
Forward Voltage	VF	12V DC	12V DC	12V DC	12V DC	V
Power Dissipation	PD	12/36	18	24	36	W
Electrostatic discharge	ESD	4500				V
Operating Temperature	Topr	-40~+80				℃
Storage Temperature	Tstg	-40~+100				℃



Bañadores 12x1W	Color	Wavelength	Lumen (lm)	Viewing Angle(°)	CRI	Certifications
12 LEDs WW		3000k-4000k	1020 lm	30/60	75	CE/ROHS
12 LEDs W		6000k-7000k	1080 lm	30/60	78	CE/ROHS
12 LEDs R		620-630nm	480 lm	30/60	--	CE/ROHS
12 LEDs G		515-530nm	780 lm	30/60	--	CE/ROHS
12 LEDs B		455-470nm	192 lm	30/60	--	CE/ROHS
12 LEDs RGB	3in1	R:620-630nm G:515-530nm B:455-470nm	12R:480 12G:780 12B:192	45	--	CE/ROHS